
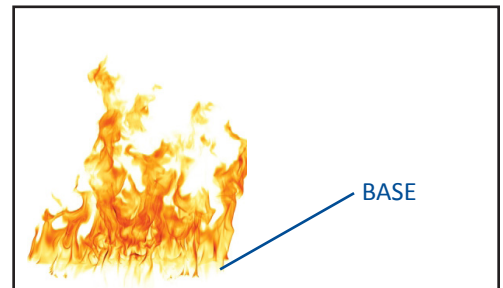


**What to expect:** Fire extinguishers are made easy to use so anyone can follow the method below to put out a fire. They do not make any loud noises or unexpected jolts while releasing the pressurized extinguishing agent.

**P** **PULL** THE PIN  
This will allow you to discharge the extinguisher.




**A** **AIM** AT THE BASE OF THE FIRE  
Aim at the base/bottom. If you aim at the flames, the extinguishing agent will pass right through the flames.



**S** **SQUEEZE** THE TOP HANDLE  
This releases the pressurized extinguishing agent. Hold the hose with your free hand. The agent should come out easily.



**S** **SWEEP** FROM SIDE-TO-SIDE  
Start using the extinguisher from a safe distance away and slowly move forward.



Once the fire is out, watch over the area in case it re-ignites.